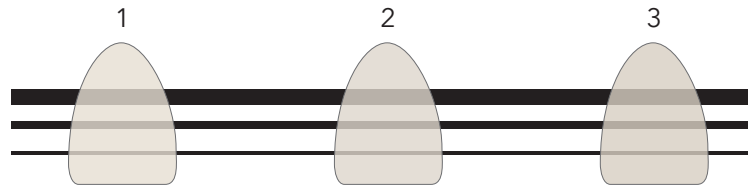
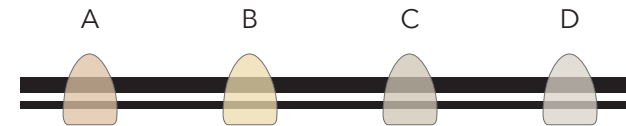


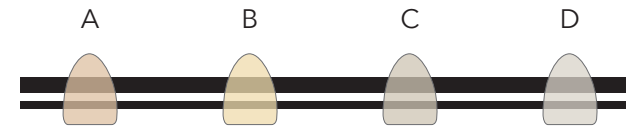
THE ONE



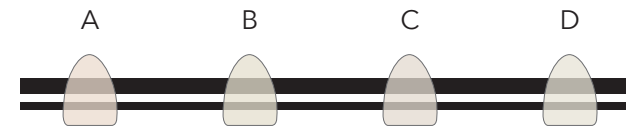
POWDER CROMA HIGH FLUORESCENCE



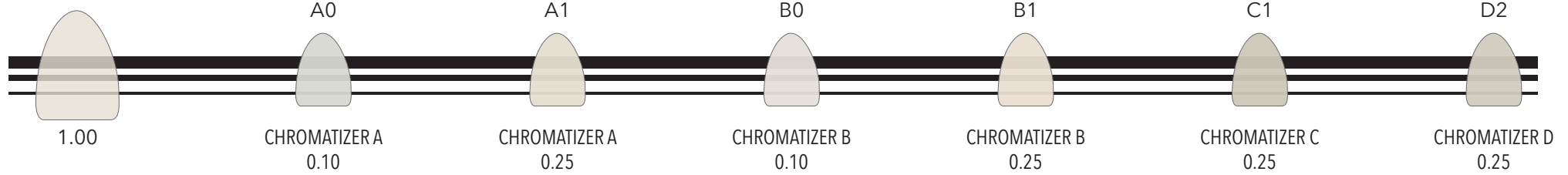
PASTE CROMA HIGH FLUORESCENCE



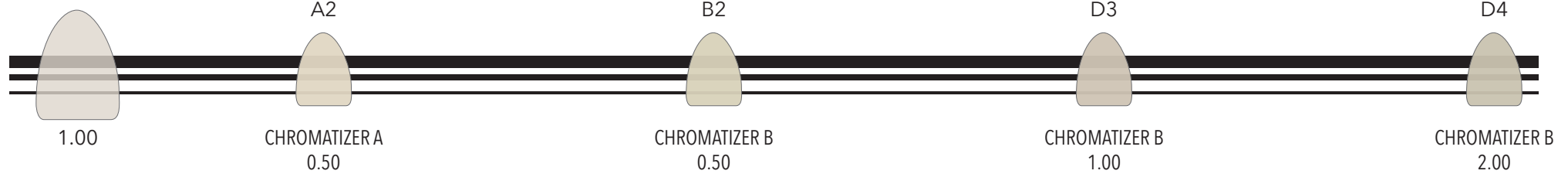
PASTE CROMA LIGHT HIGH FLUORESCENCE



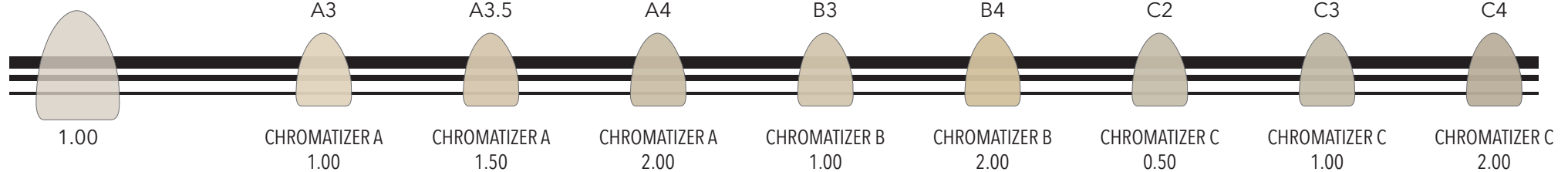
THE ONE 1



THE ONE 2



THE ONE 3



ATTENZIONE: Tutti i valori riportati sono indicativi, le mescole possono variare secondo la sensibilità e le necessità del tecnico, per realizzare una colorazione omogenea quanto più fedele possibile, si consiglia di mettere le polveri NON umidificate all'interno di un recipiente vuoto ed asciutto (un vasetto di ceramica usato è l'ideale) quindi agitare molto bene il composto per un minuto. Estrarre quindi la polvere così ottenuta e utilizzarla secondo necessità.

ATTENZIONE: si consiglia di creare un campione ad hoc ogni qual volta si apportano modifiche e/o si vuole ottenere una tinta non riportata nell'elenco sovrastante.

- www.naturalceramic.it - www.naturalceramic.it - www.naturalceramic.it - www.naturalceramic.it - www.naturalceramic.it - www.naturalceramic.it - www.naturalceramic.it



Tressis Italia srl

viale Italia 194, 31015 Conegliano (TV) ITALY
 TEL (+39) 0438 41 83 16 - FAX (+39) 0438 42 64 50
 Assistenza Tecnica Online (39) 347 944 28 60
 web: www.tressis.it - email: info@tressis.it

DENTAL CERAMIC

 ITALIAN STYLE

REF 00 TAONE 020-1

Color guide A - D	A0	A1	A2	A3	A3,5	A4	A5	B0	B1	B2	B3	B4	C1	C2	C3	C4	D2	D3	D4
OPAQUE PASTE	A0	A1	A2	A3	A3,5	A4	A5	B0	B1	B2	B3	B4	C1	C2	C3	C4	D2	D3	D4
THE ONE	1	1	2	3	3	3	3	1	1	2	3	3	1	3	3	3	1	2	2
STAINS	-	A Light	A Light	A Light	A	A	A	-	B Light	B Light	B	B	C Light	C Light	C Light	C	D Light	D Light	D

PROGRAM	DRY TIME	CLOSING TIME	START TEMPERATURE	SATURATION *	HEAT RATE	FINAL TEMPERATURE**	VACUUM START	VACUUM STOP	HOLD TIME	NOTE
	min	min	°C	min	°C / min	°C	°C	°C	min	
Bond 007	1 - 2	6 - 8	450	1	80	980	450	980	6	DRY TIME and CLOSING TIME should be changed for bigger restorations or when fire multiple restorations at once
Opaque 1st & 2nd	6	6	400	1	55	950	405	950	1	After firing, opaque appearance should be lightly bright, egg like and well fired; if it appears too dull rise temperature.
SiD & Cuspid Dentin	2 - 4	6	400	1	45	920	405	920	1	Increase DRY TIME and CLOSE TIME on big restorations or if multiple restorations are fired at once.
THE ONE 1st	2 - 4	4	400	1	45	880	405	880	1	Increase DRY TIME and CLOSE TIME on big restorations or if multiple restorations are fired at once.
THE ONE 2nd	2 - 4	4	400	1	45	870	405	870	1	Increase DRY TIME and CLOSE TIME on big restorations or if multiple restorations are fired at once.
Stains Fixing	2	4	400	0	45	770	NO	NO	1	Fix stains on surface and between layered masses, this firing avoids mixes, this program can be used several time.
Stains Firing	2	4	400	1	45	800	405	800	1	After firing, stains should appear glossy and shiny, increase DRY TIME for bigger restorations.
Glaze FX	4	2	400	0	45	850	NO	NO	1	To be used only with paste GLAZE FX, suitable both for layering and pressed ceramic.

GENERAL INFORMATIONS:

All the data shown are indicative and must be modified according to specific cases (long bridges, circular etc.). A good drying of the restorations is recommended.


*** SATURATION:**

This program can only be run from ovens equipped with this function; ask your oven manufacturer for more information.

**** FINAL TEMPERATURE:**

FINAL TEMPERATURE may vary according to the size of the restoration, single crowns, bridges etc; moreover, it may also vary due to brands, models and the state of wear of the oven. For IVOCCLAR brand ovens and similar, set the VACUUM STOP 1°C lower than the FINAL TEMPERATURE, so as to carry out the HOLD TIME without vacuum.

- www.naturalceramic.it - www.naturalceramic.it - www.naturalceramic.it - www.naturalceramic.it - www.naturalceramic.it - www.naturalceramic.it - www.naturalceramic.it



Tressis Italia srl

viale Italia 194, 31015 Conegliano (TV) ITALY
 TEL (+39) 0438 41 83 16 - FAX (+39) 0438 42 64 50
 Assistenza Tecnica Online (39) 347 944 28 60
 web: www.tressis.it - email: info@tressis.it

DENTAL CERAMIC



ITALIAN STYLE

REF 51 TABHT 030-1